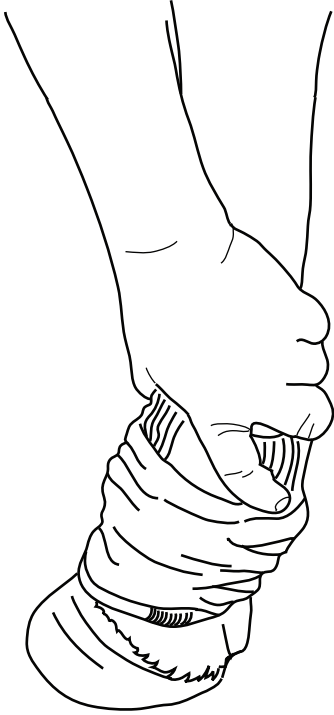
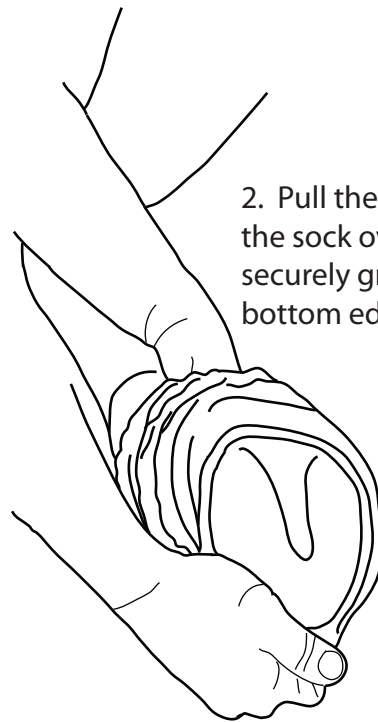


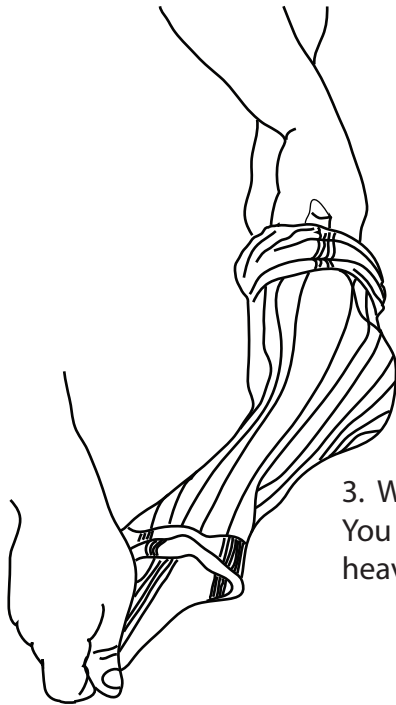
How to take the socks off your horse.



1. If the hoof has nails or very rough places on it, use duct tape to protect the socks while you take them off. Push the sock all the way down onto the pastern while the hoof is on the ground.



2. Pull the bottom edge of the sock over the heel, then securely grab the sock by the bottom edge at the toe.



3. With the sock in firm grasp, pull the sock off the hoof. You can walk away while doing this if the sock is wet and heavy or just use one sweeping motion to pull the sock off.

**Call us if you have any questions at 850-907-5724
or email to info@whinnywarmers.com**